

## Home Page

[Image: The homepage has an image of a banner that says “Welcome to” AVID 101. AVID is in block letters that has the acronym written inside: A-Advancement V-Via I-Individual D-Determination. There is a button to click on to start.]

## Welcome Video page

Link: <https://www.youtube.com/watch?v=uyDZ72b28EE>

(no transcript for video, closed captioning is available)

[Video Information: The video walks viewers through navigating the presentation.]

## Navigation Key page

Top Left Navigation Panel has a Home Button that brings you to Unit 1, a previous page button, and a next page button. You can go to any section in the presentation by clicking the numbers in the menu, or return to a previous section by clicking on the puzzle pieces. Click the “+Info” button on each puzzle page to dive into content. Click the button in the top right corner to show all elements on the page that have interactivity.

## Unit 1: Performance Objectives

[Description] No matter where you are in your AVID journey, it starts with the first step. We aim to support you in your

journey by sharing the AVID mission and assisting districts and sites in bridging the opportunity gap for all students, whether you're starting a new implementation or have been part of an AVID site for some time.

### **["+info" — Objectives]**

Upon completion of this experience, participants will:


- Inspect the key components of the AVID College and Career Readiness System and how it connects to their district, campus, and professional role.
- Explore their role in the AVID College and Career Readiness (CCR) Framework and how this framework supports what students need, and what educators need to do to promote student success.
- Explore how AVID supports other district initiatives.

## **Unit 2: What Is AVID?**

**[Description]** Welcome to our AVID family! Regardless of their life circumstances, AVID students overcome obstacles and achieve success. Not only do they graduate and attend college at higher rates, but more importantly, they can think critically, collaborate, and set high expectations to confidently conquer the challenges that await them. PreK–16 educators are driving student success through engaging, rigorous, and student-centered learning environments.

**["+ info" — What is AVID?]** In order to know where we are today, you need to know how we started. Watch the video below to learn more about AVID and how we support students, teachers, sites, and districts.

Link: <https://www.youtube.com/watch?v=uAGTXnQLtG8>

Video Transcript:  Welcome to AVID transcript


**[Our Mission - the logo is included on this page]** Our mission is the foundation of our work, providing us with purpose and direction. It represents our "why." As you read our mission statement, pay attention to the words that resonate with you and consider how our mission aligns with the mission of your site.

“AVID’s mission is to close the opportunity gap by preparing all students for college and career readiness and success in a global society.”

## Unit 3: History

**[Description]** From one classroom of 32 students to serving more than 2 million students today, AVID has made the dream of college a reality for countless individuals.

**[“+ info” — Timeline]**

 AVID History Timeline

## Unit 4: AVID College and Career Readiness Framework

**[Description]** When educators believe in students, learning and confidence are activated. With teacher support for developing a growth mindset and the academic skills they need for future success, students grow to see their capabilities and find their own way.

**[“+ info” — AVID College & Career Readiness Framework - page 1]**

Video Link: <https://www.youtube.com/watch?v=cw6perNRJTI>  
(no transcript for video, closed captioning is available)

**["+ info" — AVID College & Career Readiness Framework - page 2]**

Interactive Image Transcript:  AVID CCR Framework

## Unit 5: WICOR®

**[Description]** The what of WICOR includes the specific strategies used in each component: Writing, Inquiry, Collaboration, Organization, and Reading. The how of WICOR is the intentional way those strategies are implemented into the curriculum that encourages more engagement and interaction with one's own learning to promote WICOR skills.

**["+ info" — WICOR® page 1]**

Writing, Inquiry, Collaboration, Organization, and Reading.  
Watch the video to learn more.

Video Link: <https://www.youtube.com/watch?v=Awq0ILi3x0U>

(no transcript for video, closed captioning is available)

**["+ info" — WICOR® page 2]**

[Image of WICOR® icon] Click on each letter to learn more.

Interactive Image Transcript:  WICOR

Click to download the poster:  WICOR Poster.pdf

## Unit 6: Explore Your Role

**[Description]** AVID is schoolwide when a school systematically and intentionally uses AVID approaches across the entire site to benefit all students and educators, setting the foundational transformation of a school through its instruction, systems, leadership, and culture to ensure college and career readiness for all students.

**["+info" — Explore Your Role — AVID Schoolwide]**

[Genially is embedded with an image of a school with different AVI logos to represent elementary (blue), secondary (gold), and District Office (white) for viewers to click on and explore their role]

Interactive Image Transcript: [☰ AVID Schoolwide](#)

## Unit 7: Go Further

**[Description]** Take some time to explore topics that are relevant to you on the choice board.

### **[“+info” — Go Further]**

[This page has 4 topics for participants to explore: Gradual Release of Responsibility, Focused Note-Taking Process, Site Teams, and AVID and Literacy]

### **[Choice 1: AVID Elementary]**

What is AVID Elementary?

[Intentional Systemic Approach] AVID Elementary is an intentional systemic approach to support all PreK–6 students to develop the academic habits they will need to be successful in middle school, high school, and college in an age-appropriate and challenging way.

[Foundational, Best Teaching Practices] AVID Elementary is a metacognitive methodology that promotes foundational, best teaching practices to develop consistency in thinking, processing, and delivering information by both students and teachers.

[Higher-Level Thinking & Academic Behaviors] Implementing classes teach and reinforce academic behaviors and higher-level thinking through the lens of WICOR strategies, enhancing the designated curriculum and expectations per grade level.


[Daily Routines] These strategies are designed to integrate into the daily routines and curriculum of all elementary classrooms across entire grade levels to impact schoolwide structures.

[Keys to Implementation]

1. Rigorous Strategies
2. Horizontal Calibration
3. Differentiated Instruction
4. Vertical Articulation
5. Site Teams


### **[Choice 2: AVID and Literacy]**

Interactive Image Transcript:

 AVID and Literacy


### **[Choice 3: Focused Note-Taking Process]**

Interactive Image Transcript:

 Five Phases of the Note-Taking Process

### **[Choice 4: Gradual Release of Responsibility]**

Interactive Image Transcript:

 Gradual Release of Responsibility

### **[Choice 5: Site Teams]**

[There are 5 questions listed for viewers to click on the questions to get the answers- questions and answers are to follow]

Q: What is an AVID Site Team?

A: The AVID Site Team is a voluntary team of administrators, counselors, teachers, and others who work together to close the opportunity gap and provide college and career

readiness for all students by implementing AVID across their school site.

Q: What is the Purpose of the AVID Site Team?

A: Since the inception of AVID in 1980, interdisciplinary Site Teams have driven the schoolwide changes sought by AVID and have provided a foundation for examining effective teaching and learning practices and promoting collegial interaction within an individual school (Mary Catherine Swanson, 1995). Site Team members collaborate to promote and provide access to rigorous content and instruction and to develop a college-going and career-ready culture for all students, elementary through secondary, by guiding the implementation and deepening of the four AVID Schoolwide Domains— Instruction, Systems, Leadership, and Culture—on their campus.

[Image below with graphics and the text:

Instruction Promotes: WICOR Strategies, 21st Century Skills, Student Leadership Skills, Goal-Setting/Monitoring, Rigor for All

Systems Support: AVID Site/District Teams, Professional Learning, Secondary AVID ELection/Excel Elective Classes, Equity and Access to Rigorous Courses, Data Collection and Analysis

Leadership Ensures: Strategic Planning, Modeling of Expectations, College Readiness Missions and Vision, Career Readiness, Distributed Leadership Approach

Culture Fosters: College and Career Awareness and Preparation, Common Belief in Student Success, Family and Community Involvement, High Expectations for All, Positive and Safe Learning Environment.]

Q: How does the AVID Site Team work?

A: Members of the Site Team regularly attend AVID Summer Institute or AVID Ignite™ and identify priorities and set goals

to deepen implementation of AVID strategies in their own classrooms and schoolwide.

Led by an AVID administrator or AVID Site Coordinator, and with the support of a District Director, the AVID Site Team meets regularly during the school year to review and support the implementation of AVID site goals; review the individual commitments; address issues of access and equity; and plan the implementation of WICOR strategies in all classrooms, identification and recruitment of AVID students (at the secondary level), and outreach to develop family and community connections.

Leadership is critical to achieving goals through AVID, so having the principal on the Site Team—as well as having the principal be AVID-trained—will help staff model the importance of implementing AVID for both short- and long-term effects.

Q: How does the Site Team use the AVID Coaching and Certification Instrument (CCI)?

A: The AVID Site Team:

- Develops and implements AVID site goals and creates individual commitment statements aligned to the goals.
- Collects evidence to illustrate support for student access to, and success in, rigorous curriculum.
- Models and shares effective WICOR strategies and academic success skills across content areas.
- Analyzes school and student data in order to provide relevant professional learning at their site.
- Sets high expectations for all students, faculty, and parents in regard to student achievement and college and career readiness.
- Addresses equity issues/barriers on campus.

Q: Who is on the AVID Site Team?



A: Historically, the AVID Site Team has been a catalyst for creating schoolwide change. Site Team members are motivators and collaborators who work together to promote high standards for students and a college-going and career-ready culture on campus. To be a member of the AVID Site Team means that one is willing to take part in Site Team meetings, move the AVID vision forward and, when necessary—within one’s sphere of influence—speak up and act.

Site Team members take on the role of student and schoolwide advocates for issues of access and equity in regard to a rigorous curriculum, engaging teaching practices, and college and career readiness for all students. Using the Continuous Improvement Cycle, Site Team members plan, implement, reflect on challenges, and celebrate large and small wins together in order to meet the AVID mission of closing the opportunity gap and providing college and career readiness for all students.

Site Team membership is voluntary and is left to the discretion of the site principal or AVID Site Coordinator. Site Teams typically include the following AVID-trained staff at the school level and other stakeholders:

AVID Elementary Site Team Members: Principal, AVID Coordinator, AVID District Director, Administrator, AVID Elementary Teacher(s)

Additional/Possible Site Team Members: Counselor(s), Instruction Specialist(s)/Coach(es), Parents/Families, College/University Liaison(s), Community Members

AVID Secondary Site Team Members: Principal, AVID Coordinator, AVID District Director, AVID Elective Teacher(s)

Additional/Possible Site Team Members: Other Site Team Administrator(s), Schoolwide Campus Teacher(s) (including those teaching Honors, AP, and IB courses), Instructional Specialist(s)/Coach(es), AVID Tutor(s), AVID Student(s), Parents/Families, College/University Liaison(s), Community Members

## Unit 8: AVID Resources

**[Description]** AVID Center provides multiple resources to support districts, sites, teachers, and students. Learn about all of the resources that are available to you.

### **["+info" — AVID Resources]**

AVID Center offers a wide range of resources designed to assist with the implementation of AVID Schoolwide. While some resources on the page are accessible to both, partners and non-partners, there are others that may require a MyAVID account to access. Click on the titles displayed on the shelves to explore the diverse array of resources available to you.

[Image of a virtual room with shelves with different images to represent the different resources at AVID]


Weeks at a glance: <https://resources.avid.org/wag/>

YouTube: <https://www.youtube.com/user/AVIDaboutAVID>

Interactive Notebooks:

<https://avidopenaccess.org/resource/digital-templates/#section1>

AVID Podcast: <https://avidopenaccess.org/type/podcasts/>

AVID Handbook:  2023-2024 AVID Handbook.pdf

AVID Website: <https://www.avid.org/>

AVID Open Access: <https://avidopenaccess.org/>

Focused Note Taking:

<https://avidopenaccess.org/resource/digital-focused-note-taking-strategies-and-tools/>

MyAVID/Core Strategies:

<https://my.avid.org/curriculum/defaultcs.aspx>

## Unit 9: Acronyms

**[Description]** As AVID is an acronym in itself, our organization uses many acronyms. Take a look at some of our most commonly used acronyms.

**[“+info” — AVID Acronyms]**

Interactive Image Transcript: 

## Unit 10: Certificate

**[Description]** Through this experience, you learned about: **The AVID College and Career Readiness Framework, AVID Schoolwide, WICOR, and much more!**

**We hope you enjoyed your time! Click +info for a certificate of completion.**

**[“+info” — Certificate of Completion]**

Thank you for your engagement during this asynchronous AVID 101 session! If you need a certificate to verify attendance for this session, please follow the directions below. Click to download and open the certificate. You can fill in your name and the 1.5 hours for your attendance. Then, print the certificate for your records.

Download link:

 [2023-24-AVID101-Attendance-Certificate-042623\\_Fillable...](#)