


# Pro Tip for a Successful AVID Professional Learning Experience: Complete Your Pre-Work.



Please make sure to finish the tasks below before your first session.  
Completing these tasks will ensure a seamless technology experience.

- Log in to [MyAVID](#) with your account credentials (email and password).
  - If you are unable to log in or do not know your password, you can select the Lost Password option to retrieve your password. You can also contact [AVIDCare@avid.org](mailto:AVIDCare@avid.org), or if attending Summer Institute, visit the on-site Help Desk.



- Once you have logged in to MyAVID, please select the My eLearning button to access your eLearning course dashboard.

- After accessing your eLearning course dashboard, locate the Pre-Work course tile specific to the event that you will be attending—Summer Institute or Path to Schoolwide—and click to open. Be sure to complete the course prior to attending your first session.



- When you go to your training room, be sure to bring the following:
  - Laptop
  - Charger
  - Earbuds
  - Mouse (optional)

**Have a great professional learning experience!**